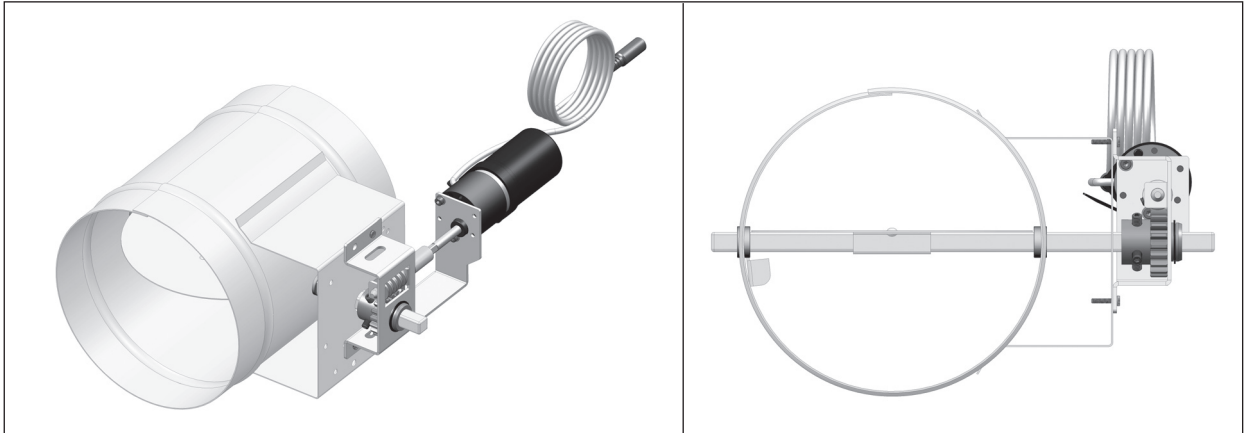


Electro-Balance® Universal Damper Drive Specifications

Our low-voltage battery powered balancing dampers with universal drive mechanisms offer increased flexibility with inaccessible designs and crowded spaces.

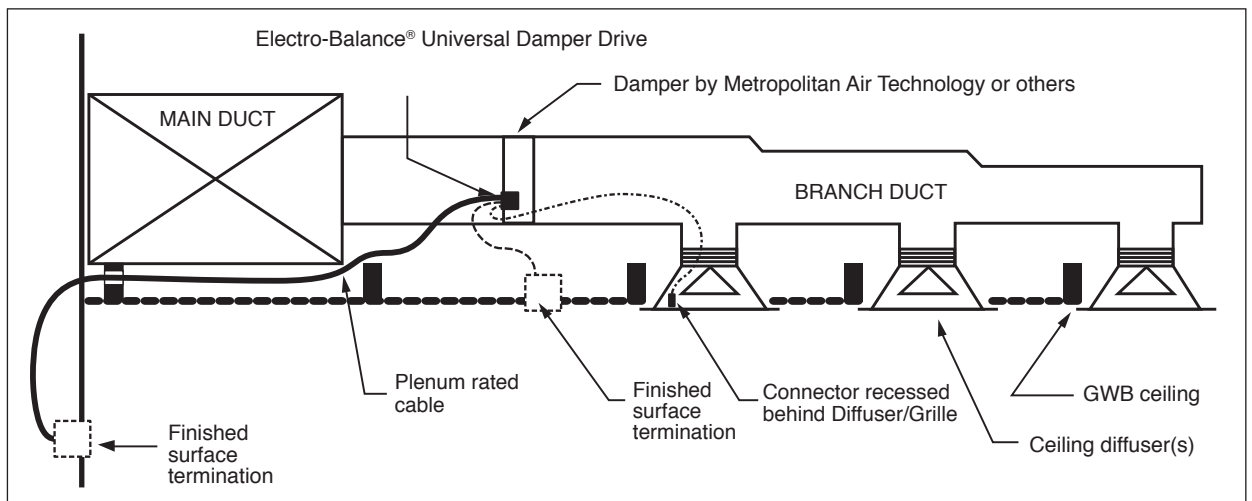


Features & Benefits

- Accommodates damper shaft sizes from 1/4" to 1/2" round and 1/4" to 3/8" square
- Low-voltage DC actuator operated with remote power source (9V battery)
- No wire crimping, soldering, or small parts assembly required
- Handheld remote control features an LED open circuit indicator for field verification of proper installation and LED damper position indicator

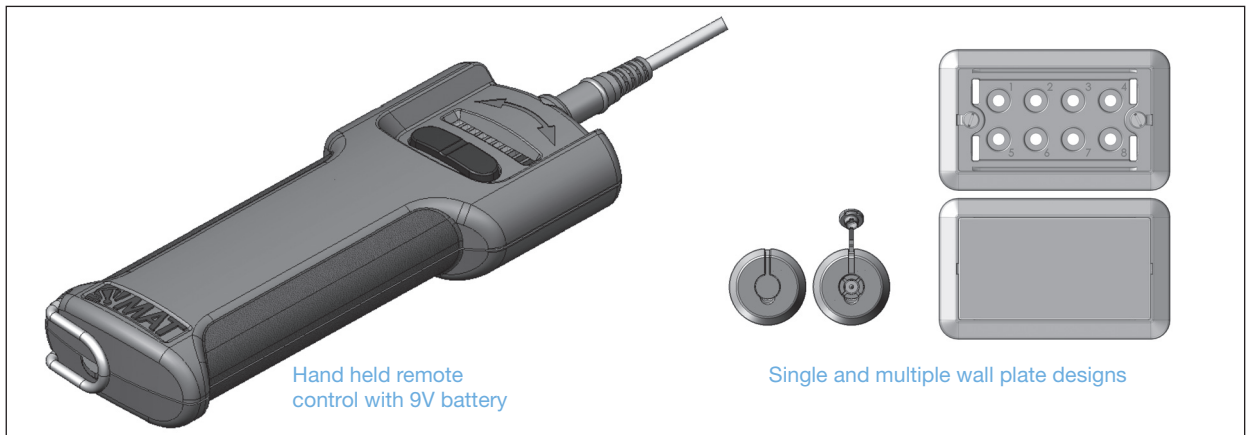
Standard Construction

- Pre-wired with plenum rated cable
- 9V DC motor is factory mounted and compliance tested
- UL94-V0 flammability rated materials used for surface termination plates
- 5.5 mm DC power connectors



Patent pending

Electro-Balance® Universal Damper Drive Kit



Patent pending

Specifications

Furnish a battery operated damper drive system to manually control dampers from a remote location. The damper drive will have universal mounting capabilities to accommodate damper shafts ranging in size from 1/4" - 3/8" square and 1/4" - 1/2" round. The system shall consist of a battery powered damper drive pre-wired with plenum rated cable and female over-molded connector, wall or ceiling connector termination fixtures, and a hand held control module (only one required per jobsite). A 9V DC motor shall be factory mounted to the damper drive and compliance tested prior to shipment. Over-molded cable shall fit into surface termination plates, mechanical closet box, or recessed diffuser mount clip without requiring any tools. Plastic surface termination plates shall be UL94-V0 flammability rated. The damper drive shall be operated by a hand held remote control module powered by a 9V battery. Hand held remote control module features shall include an LED open circuit indicator for field verification of proper installation, a 2-color LED array damper position indicator, and an automatic motor shut-off feature at full open and full closed positions.

The universal damper drive shall be supplied with MAT EB-200 series or EB-250 series dampers, or dampers by others. Dampers supplied by others shall meet the following requirements:

- Standoff bracket (or side plate) with a minimum mounting surface of 3 1/2" x 4" for the damper drive unit
- 90° open-close motion (to use damper position indicator)
- Open/close blade stops (to utilize damper position indicator and damper shutoff feature)
- Maximum torque to open/close of 5 in-lbs
- Standoff bracket mounting holes located to ensure that worm gear axis is concentric with damper shaft axis (to prevent eccentric loads on the damper shaft)

Universal Damper Drive unit shall be MAT Model EB-UDD

Rectangular Damper shall be MAT Model EB-200

Round Damper shall be MAT Model EB-250

Cable connector surface terminations shall be:

Single Connector MAT Model EB-SP1

Surface Mount Wall Bracket MAT Model EB-AB8

8 Connector MAT Model EB-SP8

Diffuser Mount MAT Model EB-DF