



Model M/S Micro Switch Package

For combination fire/smoke dampers

The M/S Switch Package provides the ability to remotely indicate the damper blade position. It is two integrally mounted micro switches for positive status indications. Electrical interface with a remote control on/off fan station is also possible with the M/S package.

The M/S Switch Package consist of the switch box, containing two damper position indicator switches (one closes when the damper is fully open and the other closes when the damper is fully closed), a switch box mounting bracket, a blade bracket, and hardware necessary to directly link the switch box to the blade. The M/S option is available on all MAT Manufacturing F/S Model Combination Fire/Smoke Dampers, SSD Model Smoke dampers, and FD-110, FD-160 Model Multi-blade dampers.

Built-in Actuator Switch Packs

Many of the newer application specific actuators designed for use on fire/smoke dampers feature “add-on” component position indicator switches manufactured and UL tested by the actuator manufacturer. Honeywell ML4115/ML8115 and MS4X09/MS8X09 actuators are examples.

Some actuator models have variants with position indicator switches built right in to the actuator. Honeywell MS4120F/MS8120F and Belimo FSNF24S/FSNF120S actuators are examples.

When ordered with the M/S Package combination fire/smoke and smoke dampers that utilize these actuators will usually be supplied with the actuator mounted switch pack, factory installed as required by UL.

WIRING DETAIL

Devices to Left of dashed line are located remotely from damper - furnished by others.

Devices to right of dashed line are factory mounted on damper.

120 or 24 volt ac damper actuator power

Field wiring terminates at splice points indicated by “X”

L1 L2

L1 L2

L1 L2

L1 L2

L1 L2

L1 L2

L1 L2

L1 L2

L1 L2

L1 L2

L1 L2

L1 L2

L1 L2

L1 L2

L1 L2

L1 L2

L1 L2

L1 L2

L1 L2

L1 L2

L1 L2

L1 L2

L1 L2

L1 L2

L1 L2

L1 L2

L1 L2

L1 L2

L1 L2

L1 L2

L1 L2

L1 L2

L1 L2

L1 L2

L1 L2

L1 L2

L1 L2

L1 L2

L1 L2

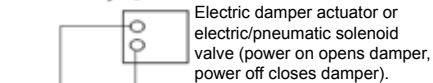
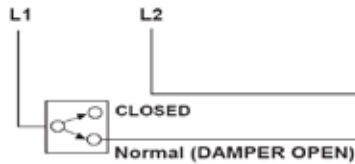
L1 L2

L1 L2

L1 L2

L1 L2

L1 L2



Open/closed auto switching

Any supply voltage compatible with lights & switches

L1 L2

L1 L2

L1 L2

L1 L2

L1 L2

L1 L2

L1 L2

L1 L2

L1 L2

L1 L2

L1 L2

L1 L2

L1 L2

L1 L2

L1 L2

L1 L2

L1 L2

L1 L2

L1 L2

L1 L2

L1 L2

L1 L2

L1 L2

L1 L2

L1 L2

L1 L2

L1 L2

L1 L2

L1 L2

L1 L2

L1 L2

L1 L2

L1 L2

Open/closed auto switching

Any supply voltage compatible with lights & switches

L1 L2

L1 L2

L1 L2

L1 L2

L1 L2

L1 L2

L1 L2

L1 L2

L1 L2

L1 L2

L1 L2

L1 L2

L1 L2

L1 L2

L1 L2

L1 L2

L1 L2

L1 L2

L1 L2

L1 L2

L1 L2

L1 L2

L1 L2

L1 L2

L1 L2

L1 L2

L1 L2

L1 L2

L1 L2

L1 L2

L1 L2

L1 L2

L1 L2

Open/closed auto switching

Any supply voltage compatible with lights & switches

L1 L2

L1 L2

L1 L2

L1 L2

L1 L2

L1 L2

L1 L2

L1 L2

L1 L2

L1 L2

L1 L2

L1 L2

L1 L2

L1 L2

L1 L2

L1 L2

L1 L2

L1 L2

L1 L2

L1 L2

L1 L2

L1 L2

L1 L2

L1 L2

L1 L2

L1 L2

L1 L2

L1 L2

L1 L2

L1 L2

L1 L2

L1 L2

L1 L2

Open/closed auto switching

Any supply voltage compatible with lights & switches

L1 L2

L1 L2

L1 L2

L1 L2

L1 L2

L1 L2

L1 L2

L1 L2

L1 L2

L1 L2

L1 L2

L1 L2

L1 L2

L1 L2

L1 L2

L1 L2

L1 L2

L1 L2

L1 L2

L1 L2

L1 L2

L1 L2

L1 L2

L1 L2

L1 L2

L1 L2

L1 L2

L1 L2

L1 L2

L1 L2

L1 L2

L1 L2

L1 L2

Open/closed auto switching

Any supply voltage compatible with lights & switches

L1 L2

L1 L2

L1 L2

L1 L2

L1 L2

L1 L2

L1 L2

L1 L2

L1 L2

L1 L2

L1 L2

L1 L2

L1 L2

L1 L2

L1 L2

L1 L2

L1 L2

L1 L2

L1 L2

L1 L2

L1 L2

L1 L2

L1 L2

L1 L2

L1 L2

L1 L2

L1 L2

L1 L2

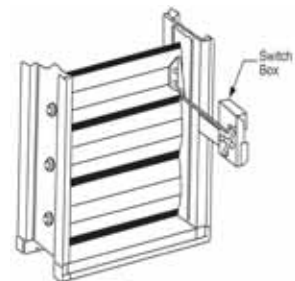
L1 L2

L1 L2

L1 L2

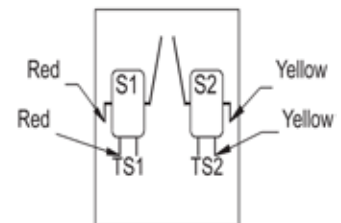
L1 L2

L1 L2



Indicator Switch Electrical Limitations

- 10 Amperes, 1/4 HP, 120 or 240 Volts A.C.
- .5 Ampere, 125 Volts D.C.
- .25 Ampere, 250 Volts D.C.
- 5 Amperes, 120 Volts (Lamp Load)
- 15 Amperes, 24 Volts D.C.



Detailed wiring diagrams including terminal designation and/or wire color coding furnished with each shipment.

Due to continuing research, MAT reserves the right to change specifications without notice.

Represented by:

6235 South Oak Park Avenue Chicago, IL 60638 USA
Toll free: 800.585.7686 +1.708.552.4040
Fax: +1.708.594.0396 www.metairtech.com