


OpenAir™ GGD Electronic Damper Actuators for UL Listed Fire/Smoke and Smoke Control Dampers 2-Position, 15-second Runtime, 15-second Spring Return Time

Product Number	Operating Voltage			Shaft Adapter		Packaging	
	24 Vac ± 20%, 50/60 Hz	115 Vac ± 15%, 50/60 Hz	230 Vac ± 10%, 50/60 Hz	Self- centering to 1 Inch	Oversized to 1.05 Inches	Standard single pack	Eight pack of Standard
GGD121.1U	•			•		•	
GGD121.1U/B	•			•			•
GGD121.3U	•				•	•	
GGD221.1U		•		•		•	
GGD221.1U/B		•		•			•
GGD221.3U		•			•	•	
GGD321.1U			•	•		•	
GGD321.1U/B			•	•			•
GGD321.3U			•		•	•	

Description

The OpenAir direct-coupled, 2-position, spring return electronic damper actuators are UL listed for smoke control dampers or for combination fire/smoke rated dampers. Actuators are designed to operate reliably in smoke control systems requiring Underwriter's Laboratories, Inc. UL555S rating up to 350°F (177°C).



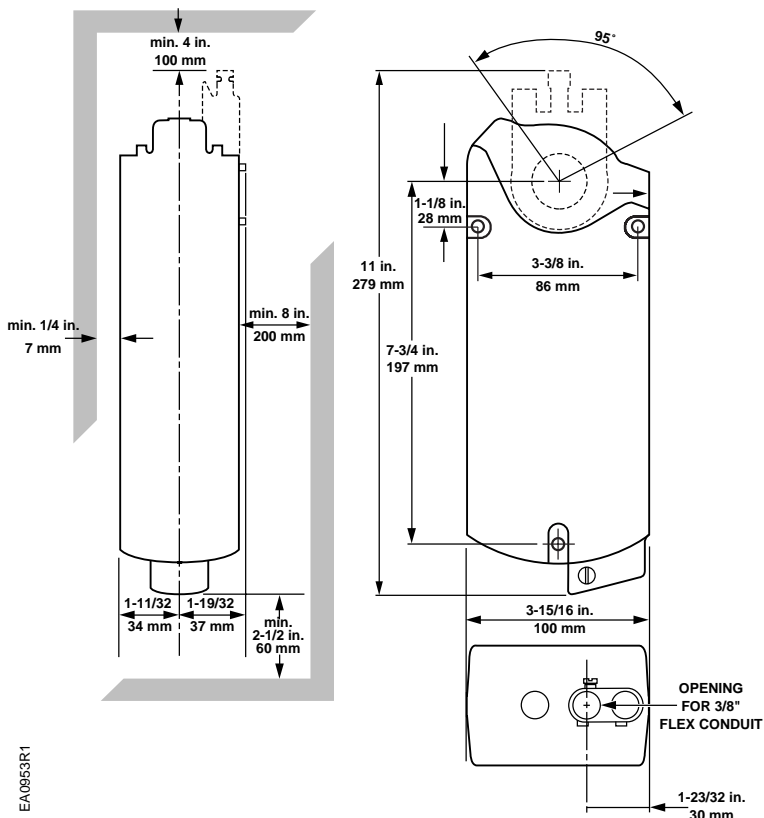
Technical Data

Torque	Running 142 lb-in (16 Nm), spring return 108 lb-in (12 Nm), minimum stall 350 lb-in (39 Nm)
Torque reduction at elevated temperature	Less than 10%
Runtime for 90° operating with motor at 60 Hz	15 sec. nominal
closing (on power loss) with spring return	15 sec. maximum
Nominal angle of rotation	95° nominal
Power consumption, running	150 VA running, 10 VA holding
Life expectancy	Minimum 35,000 full stroke cycles
Damper shaft size, standard	3/8 to 1 inch (8 to 25.6 mm)
Damper shaft size, oversize	1.05 inch (26.6 mm) maximum
Damper shaft size, minimum	3/4 inch (20 mm)
Agency listings	UL873, C-UL C22.2 No. 24-93, AS/NZS 2064 1/2:1997
Ambient temperature, operating	0 to 130°F (-18 to 55°C), one time 350°F (177°C)
Ambient temperature, storage/transport	-25 to 158°F (-32 to 70°C)
Ambient humidity (non-condensing)	Maximum 95% R.H.
Teflon® cable	400°F (200°C)
Enclosure	NEMA 1
Housing material	Die cast aluminum alloy
Pre-cabled connection	AWG 18
Weight	≈7 lbs. (3.2 kg)

Features

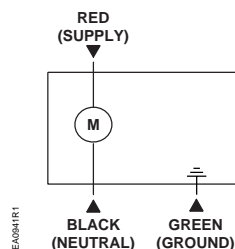
- High-temperature rated drive system
- Reversible fail-safe spring return
- All metal housing
- Precabled Teflon® insulated lead wires
- Mechanical range adjustment
- Multiple shaft couplings available; will accommodate up to 1.05-inch (26.6 mm) shafts
- Fifteen second nominal open time; 15 second maximum spring return time
- Models available for 24, 115, and 230 Vac

Dimensions

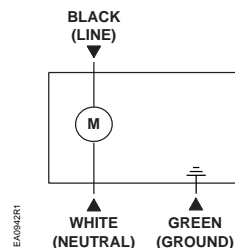


Wiring Diagrams

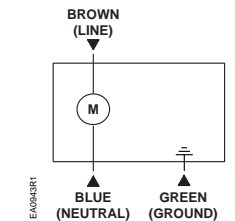
24 Vac:



115 Vac:



230 Vac:



Maintenance

The National Fire Protection Association (NFPA) National Fire Codes®: NFPA 92A, and UL, require weekly self test for dedicated smoke control equipment used in a smoke control system. The actuator was designed such that no special cycling is required during long-term holding when used as a fire damper. Cycling once a year is recommended as a safety precaution for the fire control systems.

NOTE: Wire the 230 Vac actuator with a 230 Vac line with respect to neutral and connect the ground lead for proper protection of the actuator. Any other connection such as phase-to-phase, can damage the actuator.

Information in this publication is based on current specifications. The company reserves the right to make changes in specifications and models as design improvements are introduced. Powermite is a trademark of Siemens Building Technologies, Inc. Other product or company names mentioned herein may be the trademarks of their respective owners. © 2002 Siemens Building Technologies, Inc.